



AI • KAIROS

AI literacy made simple

FREE • GRADES K-2 • AGES 5 TO 8

# Free AI Literacy Starter Pack for K-2

Ages 5 to 8

Grades K to 2

Early primary

Homeschool friendly

**You are the thinker. AI is the tool.**

## What is inside

- 1 Cover and quick contents
- 2 FOCUS poster
- 3 Before and after a prompt
- 4 READY poster
- 5 Discussion cards
- 6 Is This AI activity
- 7 Teacher quick-start
- 8 Your next step at home

Scan for the latest



FOCUS and READY are original frameworks by Heather Schneider, M.Ed.



# Write a FOCUS prompt



## Function

What do you want the AI to do?



## Objective

What is the goal of the answer?



## Context

What does the AI need to know?



## User and Tone

Who is this for and how should it sound?



## Specifics

What details matter most?

## Use FOCUS to ask AI to

- Explain a tricky word in simple terms.
- Make a practice question about a topic.
- Help you start a sentence or a story.
- Compare two animals, places, or ideas.

**You are the thinker.AI is the tool.**



# See the difference

One vague prompt next to one FOCUS prompt.

Before · a vague prompt

**"Tell me about dogs."**

The answer could be long, hard to read, or not what you need. AI cannot tell who is asking or why.

After · a FOCUS prompt

**"Explain what dogs eat to a 6-year-old. Use three short sentences and add one fun fact."**

- F** Function: Explain what dogs eat
- U** User and Tone: to a 6-year-old
- S** Specifics: three short sentences, one fun fact

**Clear prompt in. Helpful answer out. You stay the thinker.**

## Your turn

Write your own FOCUS prompt. What do you want AI to do, and for whom?

---

---



# Use AI the READY way



## Recognize

Notice how and where AI shows up.



## Evaluate outputs

Check facts. Ask, "Do I need AI for this?"



## Apply

Use AI safely with skills you have learned.



## Develop

Build new skills through practice.



## You are responsible

Own your choices. Credit AI. Protect privacy.

## My READY mission

- When I use AI, I will think first and check the answer.
- I will tell a trusted adult what I made with AI.
- I will be kind, honest, and careful with private information.

**You are the thinker.AI is the tool.**



# Discussion cards

Cut on the dashed lines. Use for partner talk, morning meeting, or talk at home.

DISCUSSION CARD

**What would you ask AI to help you learn about?**

\_\_\_\_\_  
You are the thinker.

DISCUSSION CARD

**How can you tell if something was made by AI?**

\_\_\_\_\_  
You are the thinker.

DISCUSSION CARD

**What is one thing only a person can do?**

\_\_\_\_\_  
You are the thinker.

DISCUSSION CARD

**When should you ask a trusted adult first?**

\_\_\_\_\_  
You are the thinker.

DISCUSSION CARD

**What would you do if AI gave a wrong answer?**

\_\_\_\_\_  
You are the thinker.

DISCUSSION CARD

**How can you be kind and fair when you use AI?**

\_\_\_\_\_  
You are the thinker.



# Is this AI?

Look at the picture. Circle one. Then talk about why.

Picture 1 of 8

**A voice helper that answers questions**



Circle one

Uses AI

Not AI

Why do you think so?

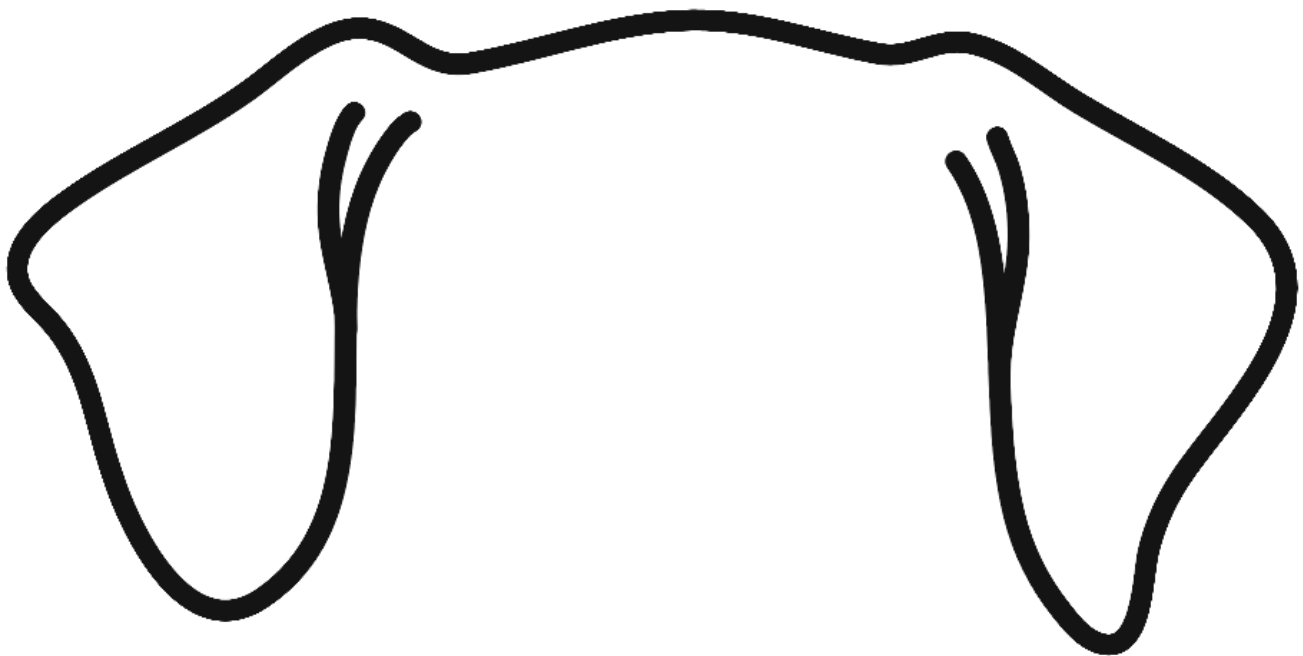
---

# Is this AI?

Look at the picture. Circle one. Then talk about why.

Picture 2 of 8

**A photo filter that adds puppy ears**



Circle one

Uses AI

Not AI

Why do you think so?


---

# Is this AI?

Look at the picture. Circle one. Then talk about why.

Picture 3 of 8

**A wooden chair**



Circle one

Uses AI

Not AI

Why do you think so?

---

# Is this AI?

Look at the picture. Circle one. Then talk about why.

Picture 4 of 8

## A map app that finds the fastest road



Circle one

Uses AI

Not AI

Why do you think so?

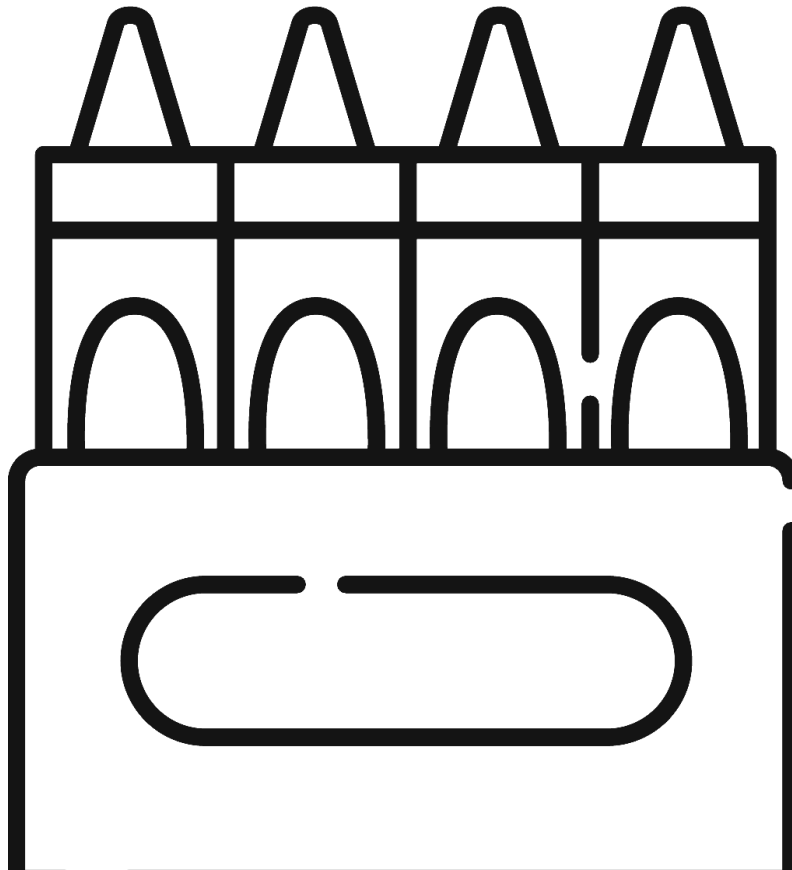
---

# Is this AI?

Look at the picture. Circle one. Then talk about why.

Picture 5 of 8

## A box of crayons



Circle one

Uses AI

Not AI

Why do you think so?

---

# Is this AI?

Look at the picture. Circle one. Then talk about why.

Picture 6 of 8

**An app that suggests what to watch next**



Circle one

Uses AI

Not AI


Why do you think so?

# Is this AI?

Look at the picture. Circle one. Then talk about why.

Picture 7 of 8

## A paper picture book



Circle one

Uses AI

Not AI

Why do you think so?


---

# Is this AI?

Look at the picture. Circle one. Then talk about why.

Picture 8 of 8

## A chatbot that helps write a story



Circle one

Uses AI

Not AI

Why do you think so?

---

# Teacher quick-start

1

## Print and post

Print the FOCUS and READY posters. Hang them where every learner can see them.

---

2

## Read together

Read the line "You are the thinker. AI is the tool." Ask learners what they think it means.

---

3

## Talk it out

Pick one discussion card. Give partners three minutes to share their ideas.

---

4

## Try the activity

Do one Is This AI page together. Circle the answer and talk about how you decided.

---

### What this builds

- Practical help: learners ask AI to explain and practice.
- Finding information: learners check facts with a trusted source.
- Writing: learners start sentences and stories, then make them their own.

**Tip:** learners write or draw their own idea first, then ask AI to help.

# Your next step

A note for a caregiver, parent, grandparent, guardian, or other trusted adult.

Thank you for teaching AI literacy. Your learner just met two simple frameworks. FOCUS helps them ask AI a clear question. READY helps them use AI in a safe and honest way. You do not need to be a tech expert to help. You just need to ask good questions and stay curious together.

- 1 Notice it together**  
Point out where AI shows up at home, like a voice helper or a photo filter.
- 2 Ask before trusting**  
When AI gives an answer, ask: how could we check if this is true?
- 3 Keep the thinker in charge**  
Have your learner share their own idea first, then use AI to add to it.

## Keep going

Want the full set of lessons, posters, and activities for K-2? The K-2 Early Elementary Kit builds on everything in this pack.

Scan to visit



[Visit aikairos.org](https://aikairos.org)

**Thank you for teaching AI literacy.**

Let's think first!



Let's  
check before  
we share!



Do we  
need AI  
for this?



You are in control!

